



Dual Track PWM TRS Simulator



Description:

The Dual Track PWM TRS (Transmission Range Selector) Simulator is designed to validate the commanded outputs from the actuation of a transmission shift solenoid based on 2 PWM signals. This controller reads and displays the PWM output of both tracks of the TRS which selects a specific gear within the transmission.



Basic Operation:


The Dual Track PWM TRS Simulator is designed for use with the any two-track TRS output. All inputs are optically isolated to reduce impact on the TRS expected performance. The debugger monitors and displays the 2 PWM output signals, from the TRS, that commands the transmission gear selection. By monitoring these outputs you can validate the operation of the TRS. When the TRS is in a known gear state, the proper PWM outputs are sent to the transmission for that specific gear. This tool is used to validate or debug the expected performance. The debugger also has two BNC outputs that are tied to the PWM outputs so it can be recorded or viewed on a oscilloscope.

Electrical Specifications:

Signal	Minimum	Maximum
Input Supply Voltage	+5.35 VDC	+16 VDC
Operational Temperature	0°C	+85°C
Input Frequency Range	100 Hz	1kHz
Voltage Isolation		5kVrms
Voltage—Forward (optical isolation)	1.15 VDC	
Propagation Delay		4μs

Novellus Engineering Services Inc. 44800 Helm Street Plymouth, MI 48170
(734)335-7307
info@novelluseng.com

Dimensions LxWxH: (148x104x56)mm



Novellus Engineering Services Inc. 44800 Helm Street Plymouth, MI 48170
(734)335-7307
info@novelluseng.com