



TCAN



Description:

This tool converts data from 4 thermocouples (TC) into CAN messages. It is also able to add offsets and scalers to CAN signals from the CAN input to the CAN output.



Basic Thermocouple Operation:

The tool has 4 isolated K type thermocouple inputs with standard temperature range from -200°C to $+1260^{\circ}\text{C}$. The 4 thermocouple values can be transmitted through the CAN bus on a selectable CAN address. The update rate of the TC can be set between 100ms to 10 seconds.

CAN Operation:

This tool has the capability to modify the value of 4 CAN input channels. CAN messages can be modified with an offset and scaler for each of the channels, in the form of $y = mx + b$, and then outputs that new values on the CAN network.

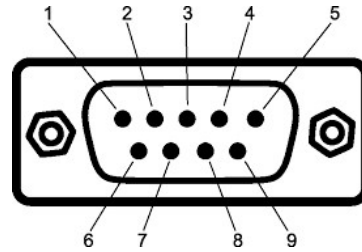
Setup Utility:

Each unit comes with a setup utility. This utility allows the user to specify the CAN configuration for the thermocouple inputs, CAN inputs and CAN outputs. Once configured and saved the device will boot up with the last saved configuration. The utility will also let you download the current configuration from the tool to review and modify.

Novellus Engineering Services Inc. 44800 Helm Street Plymouth, MI 48170
(734)335-7307
info@novelluseng.com

CAN in & out Pinouts:

- | | |
|-------------|-------------------|
| (1) NC | (6) GND |
| (2) CAN Low | (7) CAN High |
| (3) GND | (8) NC |
| (4) NC | (9) +12 VDC Power |
| (5) NC | |



DB9 Signal Specification:

Signal Name	Pin Number	Signal Description
NC	1, 4, 5 & 8	No Connection
CAN Low	2	CAN Low Output
GND	3 & 6	Ground
CAN High	7	CAN High Output
+12 VDC Power	9	Input Power +12 VDC

Electrical Specifications:

Signal	Minimum	Typical	Maximum
Input Supply Voltage	+7.0 VDC	+12.7 VDC	+20 VDC
Input Supply Current		220 mA	
Operational Temperature	-40°C		+85°C
TC Input Range	-200°C		+1260°C
TC Update Rate	10 ms		10 s